

LT-3600 LED RGB Controller



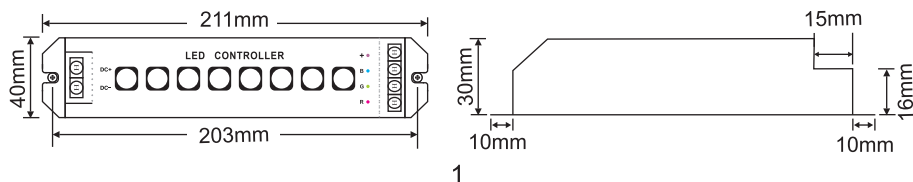
LT-3600 is a multi-functional RGB LED controller, adopts advanced PWM (Pulse-Width Modulation) control technique, built-in 16 modes. Smooth changing effect, without flicker; PC engineering plastic shell, exquisite appearance; The controller has 8 keys, which are used for choosing ON/OFF, PAUSE, MODE+/-, SPEED+/-, BRT+/- . It can automatically adapt to 5-24VDC input, suitable for most conventional RGB LED products, such as LED strips, LED modules, and all low-power RGB LED lights that current is limited by resistors can be controlled.

1. Technical Specs:

LT-3600 (Common Anode)

- Input Voltage: 5~24VDC
- Max Current Load: 6A × 3CH
- Max Output Power: 90W/216W/432W (5V/12V/24V)
- Grey Scale Levels: 4096×4096×4096
- Working Temp.: -30°C -55 °C
- Dimensions: L211×W40×H30(mm)
- Package Size: L215×W43×H33(mm)
- Weight (G.W.): 175g

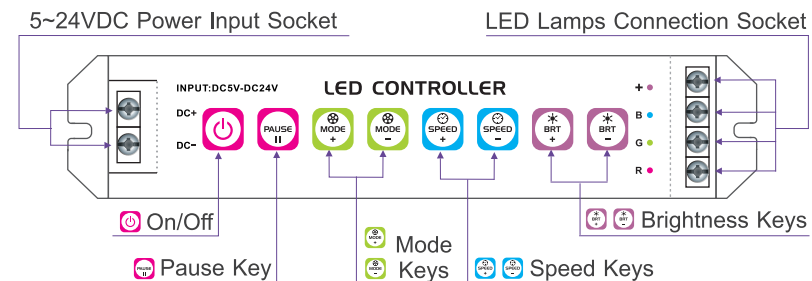
2. Product Size:



1

3. Detailed Key Functions:

There are 8 function keys on the controller:
ON/OFF, PAUSE, MODE+, MODE-, SPEED+, SPEED-, BRT+, BRT-



Other Functions:

- Press **PAUSE** in 3 seconds, the buzzer can be on or off.
- Press **MODE+** over 3 seconds to auto loop play modes.
- Press **SPEED+** over 3 seconds, all speed change is restored to default status.
- Press **SPEED-** over 3 seconds, the current change is restored to default status.

4. Table of Changing Modes:

Sequence	Mode	Description
1	Static Red	Brightness Adjustable
2	Static Green	Brightness Adjustable
3	Static Blue	Brightness Adjustable
4	Static Yellow	Brightness Adjustable
5	Static Purple	Brightness Adjustable
6	Static Cyan	Brightness Adjustable
7	Static White	Brightness Adjustable
8	RGB Skipping	Brightness and Speed Adjustable
9	7 Color Skipping	Brightness and Speed Adjustable
10	White Color Strobe	Brightness and Speed Adjustable
11	RGB Smooth	Brightness and Speed Adjustable
12	Full Color Smooth	Brightness and Speed Adjustable
13	RG Color Smooth	Brightness and Speed Adjustable
14	RB Color Smooth	Brightness and Speed Adjustable
15	GB Color Smooth	Brightness and Speed Adjustable
16	White Color Smooth	Brightness and Speed Adjustable

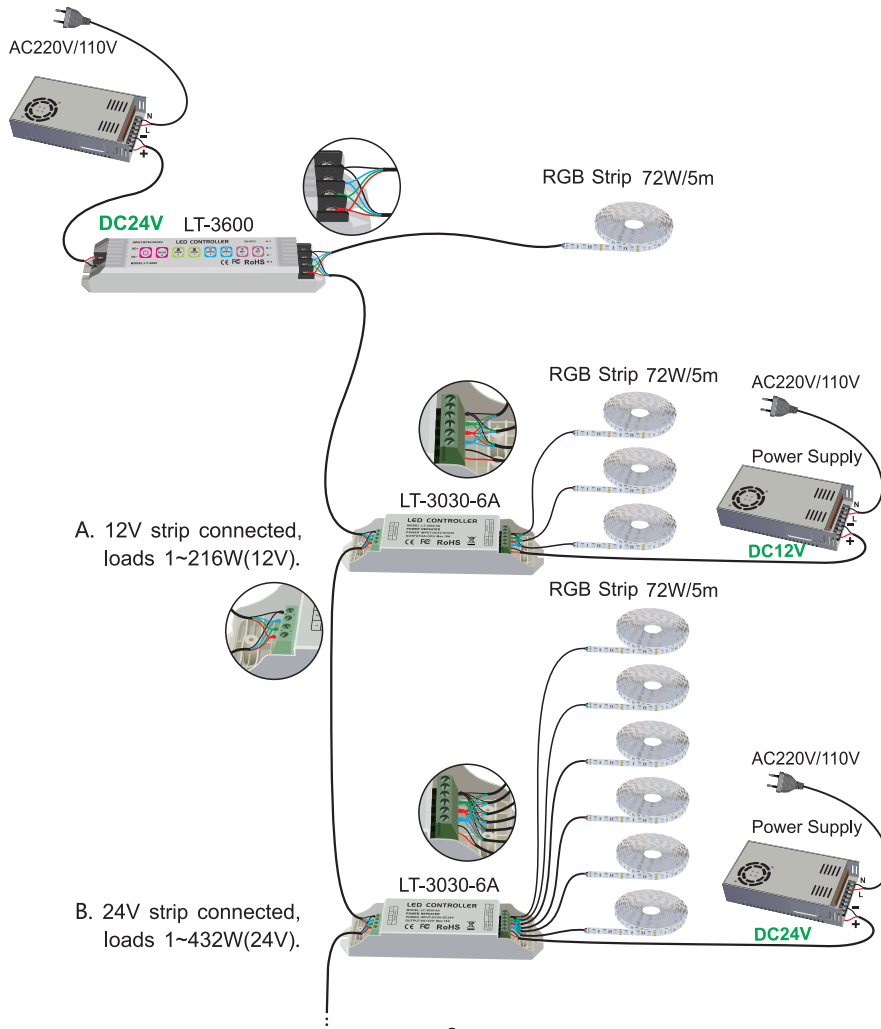
2

5. Wiring Diagram:

5.1 Connected to LED RGB Strips:



5.2 Working with power repeater (Connected to LED RGB strips as an example):



6. Attention:

- 6.1 The product shall be installed and serviced by the qualified person.
- 6.2 This product is non-waterproof. Please avoid the sun and rain. When installed outdoors, please ensure it is mounted in a water proof enclosure.
- 6.3 Good heat dissipation will prolong the working life of the controller. Please ensure good ventilation.
- 6.4 Please check if the output voltage of the LED power supply used comply with the working voltage of the product.
- 6.5 Please ensure that adequate sized cable is used from the controller to the LED lights to carry the current. Please also ensure that the cable is secured tightly in the connector.
- 6.6 Ensure all wire connections and polarities are correct before applying power to avoid any damages to the lights.
- 6.7 If a fault occurs, please return the product to your supplier. Do not attempt to fix this product by yourself.

7. Warranty Agreement:

- 7.1 We provide lifelong technical assistance with this product:
 - A 5-year warranty is given from the date of purchase. The warranty is for free repair or replacement if cover manufacturing faults only.
 - For faults beyond the 5-year warranty, we reserve the right to charge for time and parts.
- 7.2 Warranty exclusions below:
 - Any man-made damages caused from improper operation, or connecting to excess voltage and overloading.
 - The product appears to have excessive physical damage.
 - Damage due to natural disasters and force majeure.
 - Warranty label, fragile label and unique barcode label have been damaged.
 - The product has been replaced by a brand new product.
- 7.3 Repair or replacement as provided under this warranty is the exclusive remedy to the customer. We shall not be liable for any incidental or consequential damages for breach of any stipulation in this warranty.
- 7.4 Any amendment or adjustment to this warranty must be approved in writing by our company only.

★This manual only applies to this model. We reserve the right to make changes without prior notice.